

SoWashCo

Graduating Class of 2017

ACT Plus Writing Results



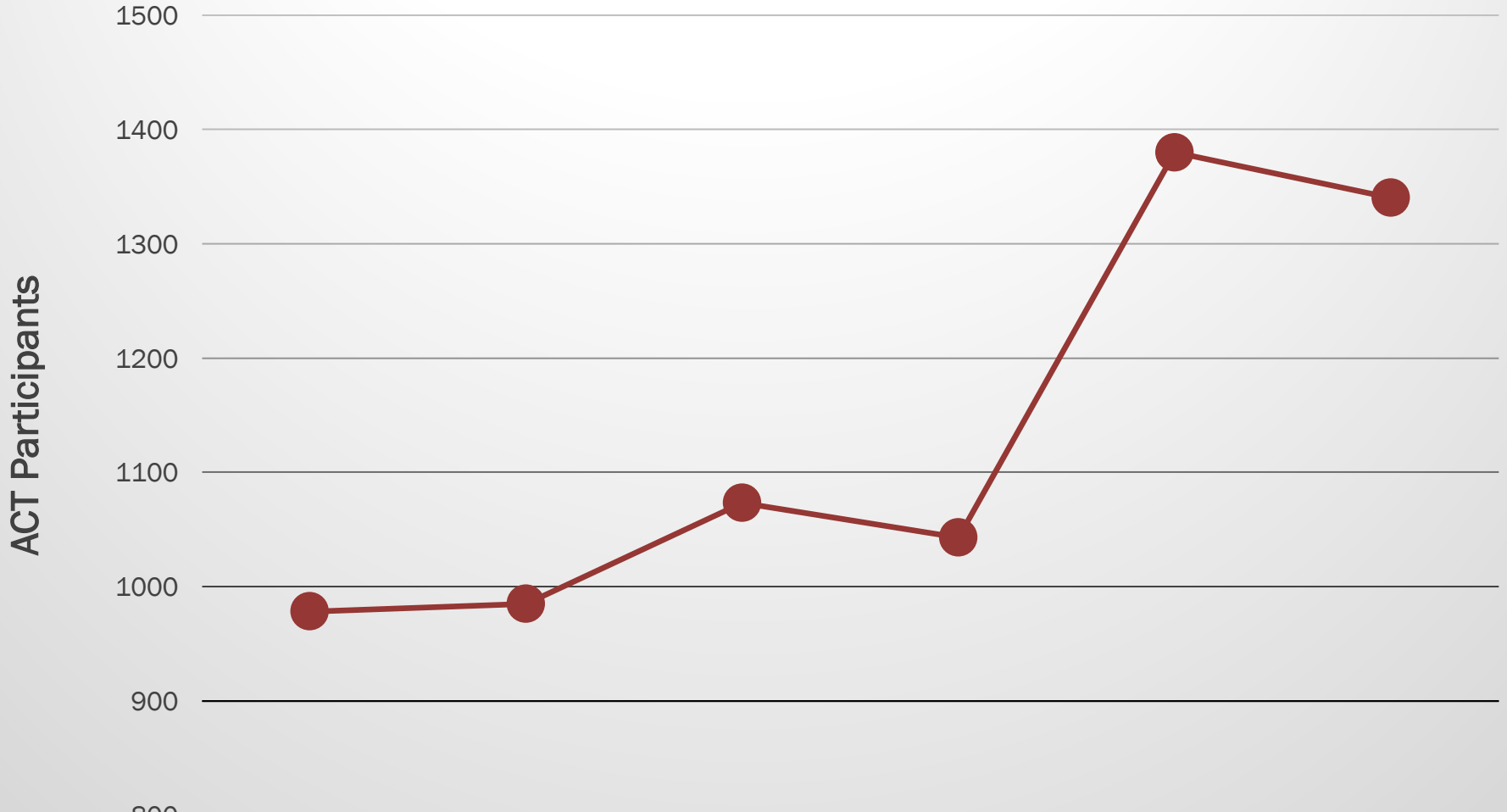
PREPARED BY:
BRIAN BOOTHE

Overall Results



- This analysis include ACT results only and is relative to career and college readiness.
- The graduating class of 2017 was the second class to take the ACT test on a student contact day per MDE requirement.
- ACT scores range from 1-36.
- District 833 outperforms both the state of Minnesota and National averages.

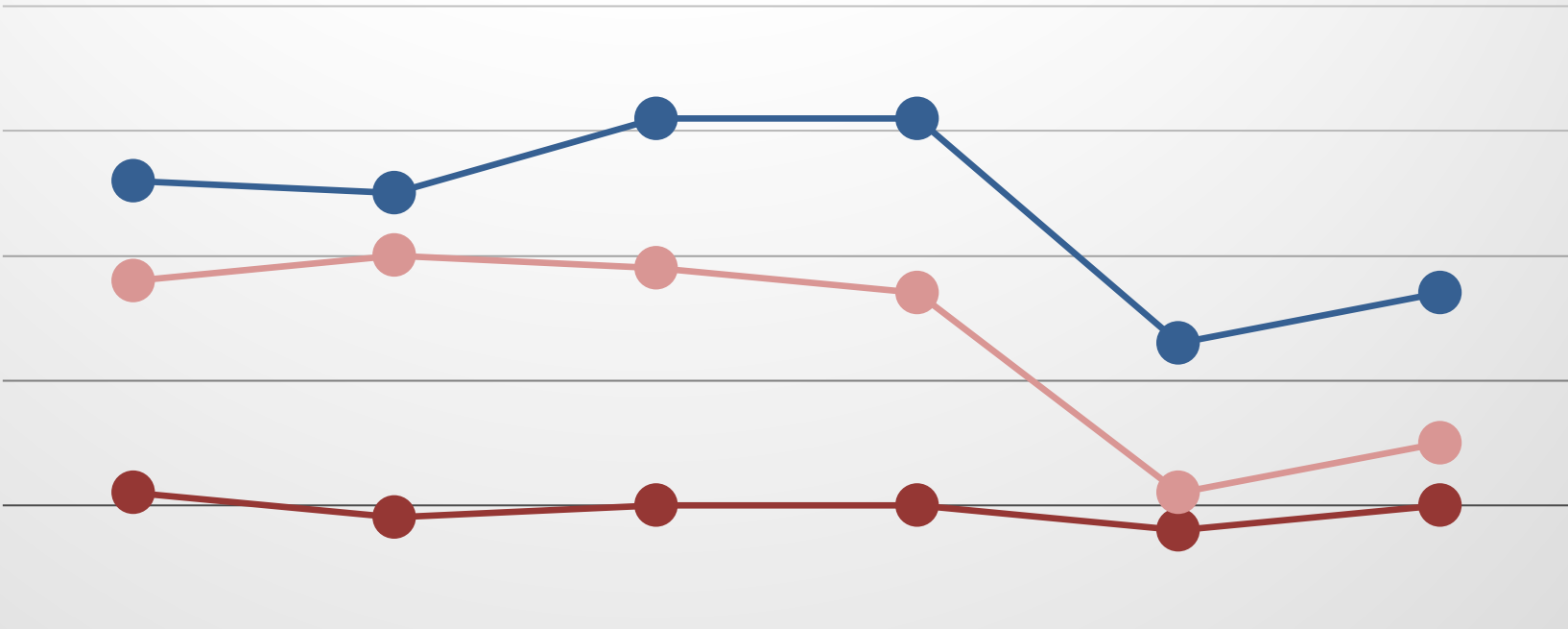
ACT Participation Class of 2012 to 2017



	2012	2013	2014	2015	2016	2017
SoWashCo	978	985	1073	1043	1380	1340

ACT Scores: Composite Score - Class of 2012 to 2017 District, State and National Average

ACT Composite Score



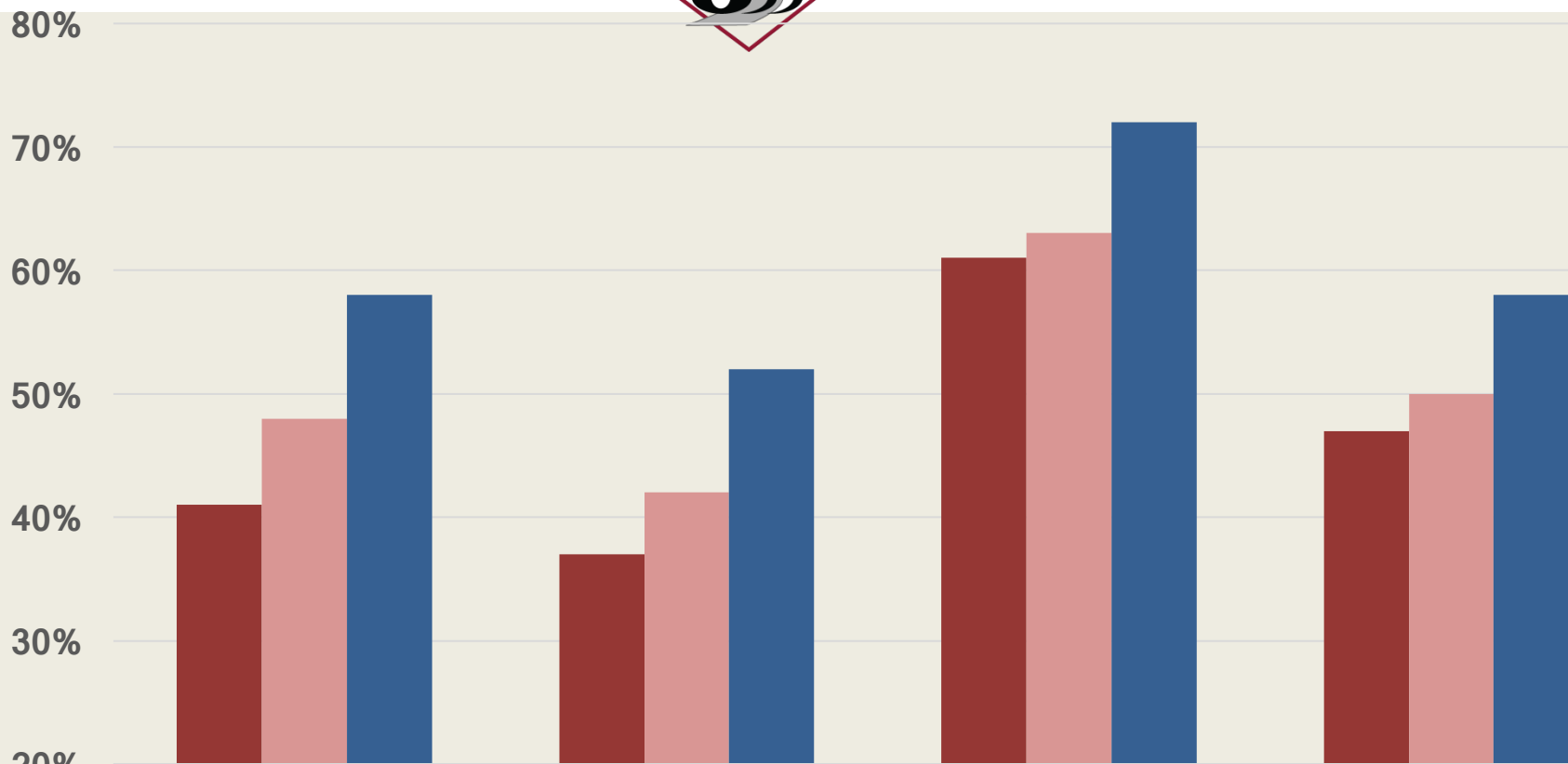
	2012	2013	2014	2015	2016	2017
● National	21.1	20.9	21	21	20.8	21
● MN	22.8	23	22.9	22.7	21.1	21.5
● SoWashCo	23.6	23.5	24.1	24.1	22.3	22.7

Career and College Readiness



- ACT establishes a benchmark score on each subject-area test to indicate a 50% chance of obtaining a B or higher or about a 75% chance of obtaining a C or higher in the corresponding credit-bearing college courses.
- English Composition – 18 on ACT English
- College Algebra – 22 on ACT Mathematics
- Social Science – 22 on ACT Reading
- Biology – 23 on ACT Science

Percent of ACT-Tested Students Ready for College Level Coursework National, State and District



	Algebra	Biology	English	Social Studies
National	41%	37%	61%	47%
MN	48%	42%	63%	50%
SoWashCo	58%	52%	72%	58%

Questions?



CONTACT:

BRIAN BOOTHE
DIRECTOR OF PROFESSIONAL DEVELOPMENT &
ACCOUNTABILITY
SOUTH WASHINGTON COUNTY SCHOOLS
EMAIL: BBOOTHE@SOWASHCO.ORG